


ZÜNDAPP



KS 601


KS 601

SPORT



www.zundappfool.com





K
ZUN
60

To ride a thoroughbred high-performance motorcycle is to appreciate outstanding technical achievements and fine engineering details. The modern motorcycle combines the power which gives exhilarating sporting performance and reliable every day transport. The ZUNDAPP KS 601 incorporates the best, which precision engineering and traditional craftsmanship can produce. The reputation of Zundapp, famous for decades as leading motorcycle manufacturer is backed by a policy of methodical development and perfection in every detail.

The engine of the ZUNDAPP KS 601 develops 28 BHP; this means instant acceleration and riding characteristics to please the most fastidious demand. Elastic performance in city traffic, and high speeds on the open

Engine:

System of valving
Cylinders
Bore
Stroke
Cylinder Capacity
Compression Ratio

Four-Stroke
Two-horizontal opposed
75 mm (2.95")
47.6 mm (1.87")
597 c.c.
6,1 to 1, or 4,7 to 1
Beats 7,3 to 1
28 BHP at 4300 RPM
Sports 33,5 BHP at 4780 RPM

Brake Horsepower

Constant Speed
at 40 MPH

Bore approx. 3240 RPM
Bike/air approx. 2900 RPM

Constant Bearings

Two Ball and
one Ball Bearing

Big End Bearings

Lubrication

Oil Pump

Valve Arrangement

Needle Roller Bearings
Pressure-Lubrication System
Gear Type Oil Pump
Overhead Valves with Cam-
shaft located in Crankcase

Electrical System:

Battery Ignition System

Generator Drive

Ignition Control

Moto 90 Watt, 6 Volt

Camshaft Driven

Automatic

Carburettor:

Two Carburettors with
Individual Fuel Filters

Air Control:

Automatic
Intake Filter
Oil-air separator

Transmission:

Final Drive: Constant Mesh, Four
Speed Gearbox with
Duplex Filter

Chain for Internal Transmission,
Sliding possible even when
engine not running

Gearbox

Clutch

Gear-Shift

Gear Ratios

Final Drive Ratio

Final Drive

Max. Speed

Ball construction with engine

Multi-Plate Clutch

Foot-operated, positive Gear-Shift

11,1; 1,01; 1; 1,26; 1; 0,96; 1

Bore 4,04; 1; 2 (bore) 4,74; 1

Totally enclosed Cardan Shaft

85 km/h

Bore (closed spring) 81 MPH, (130 km/h)

Bore (closed spring)

87 MPH, (140 km/h)

Slideway 63 MPH, (100 km/h)

KS 601 Sport:

Bore (closed spring) 87 MPH, (140 km/h)

Bore (closed spring)


84 MPH, (135 km/h)

Slideway 66 MPH, (105 km/h)



The ZUNDAPP KS 601 with 1
for reliability and fuel

S
DAPP
01



KS 600 Sleeker, whose compact body-duty performance

road make every journey a real pleasure. A high precision hydraulically damped telescopic front fork and a hydraulically damped rear suspension ensure superb riding comfort and a road holding, which is confidence inspiring. The large diameter full width hub-brakes make any speed safe. The 80 Watt lighting ignition system with the long beam headlamps is in keeping with other fine technical details. The totally enclosed shaft-drive to the rear wheel is fully protected and needs no maintenance. For those, who require even more performance, there is the ZÜNDAPP KS 601-Sport, the engine of which develops 53.5 BHP. - This is a motorcycle with power to spare to meet the highest demands and is unique in its class.

Frame, Dimensions, etc.

Frame Dual Tubular Steel Frame with forged frame legs and 4 Special Attachments

Stand Centre Prop Stand with additional side panel; Front Wheel Stand

Footrests Adjustable

Saddle Large Pivoted Saddle

Front Fork Telescopic Front Fork with central Hydraulic Shock Absorber

Swinging Damper Adjustable Swinging Damper

Rear Suspension Adjustable Rear Suspension; additional spring can be mounted

Head Lamp 400 W, (140 mm) diameter Head Lamp, with weather-proof Ignition Lock

Speedometer Large Speedometer with Mileage Register, Rear Wheel Speedometer Drive

Tools Large Toolbox with Lock, beneath saddle

Mudguards Deep extended Dual Mudguards and removable sectioned rear Mudguard

Wheels 19 in. (200mm) diameter Slotted

Wheel Rims 2,75-8 x 10 (15 x 19)

Tyres Solo, front and rear 130 x 19

Wheelbase 52 1/2 in. (1340 mm)

Overall Length 84 1/2 in. (2145 mm)

Overall Width 29 1/2 in. (745 mm)

Sports 28 in. (690 mm)

Overall Height 48 in. (1210 mm)

Saddle Height 29 in. (740 mm)

Ground Clearance 5 1/2 in. (130 mm)

Turning Circle 15 in. (368 m)

Dry Weight 485 lbs. (218 kg)

Sports 450 lbs. (204 kg)

Permissible Max. Weight, KS 601

845 lbs. (383 kg) with Sidecar (Gas lbs. (365 kg)

535 lbs. (242 kg) with Sidecar (110 lbs. (50 kg)

with Sidecar (110 lbs. (50 kg)

515 lbs. (233 kg)

Fuel Tank Capacity 7 1/2 Imp. Gal. (29 U.S. Gal.)

(Lit. 14,3 ltr.)

Oil Lamp Capacity 7 1/2 Imp. Gal. (29 U.S. Gal.) (2,8 ltr.)

Oil Consumption 400-70 Imp. Gal. (76 U.S. Gal.)

per 1000 miles

1000-1.80, per 1000 km

Equipment and Fittings:

Assorted Tool Kit, Tire Pump, Combined Rear & Side Light, Lens Cover Pad, Full-size Steering Lock, Dual-Use Light-Alarm Bells, General Chromium Plating, High-Curve Palm Fork.

Code Word for KS 601:

1888X

Code Word for KS 601 Sport:

KASPO



ACCELERATION

First Gear up to 34 M.P.H. (55 km/h) in 3 Sec.
 Second Gear 34 to 55 M.P.H. (55 - 85 km/h) in 4 Sec.
 Third Gear 53 to 66 M.P.H. (85 - 105 km/h) in 8 Sec.
 Top Gear 66 to 72 M.P.H. (105 - 115 km/h) in 15 Sec.

HILL CLIMBING

Top Gear 10% Gradient
 Third Gear 15% Gradient
 Second Gear 25% Gradient
 First Gear 45% Gradient

The above performance data are for general guidance and under normal road conditions.
 The KS 601-Sport is capable of higher performance.

The manufacturer, Zündapp Werke G.m.b.H., reserves the right to alter the design or specifications at any time without notice.



In national and international cross-country events, the name of Zündapp has become famous and the proof for robustness and reliability and performance. Those grueling cross-country events like the International Six Days Trial or the International Austrian Alpine Trial have established that the Zündapp KS 601 has the performance which commands respect and ensures victory. The reliability and robustness of the Zündapp KS 601 under difficult cross-country conditions is admired all over the world.

This is a high performance motorcycle designed also for heavy sidocar work, where endurance and reliability are of primary importance.

Your Zündapp Dealer is:

± 1/55

ZÜNDAPP WERKE GMBH / NÜRNBERG - MÜNCHEN
 WERK NÜRNBERG

Printed in Germany 2229 8